

Wheatland Mall

1150 Central Avenue North, Swift Current, SK

FOR LEASE

JoAnn Graham
Senior Manager, Leasing | Associate Broker
jgraham@salthillcapital.com | 306.343.3840








Highlights

At 127,149sf Wheatland Mall is strategically located at the junction of Trans Canada Highway #1 and Highway #4, offering maximum exposure to driving traffic and phenomenal accessibility to surrounding communities.

- Located in the heart of Swift Current within a prosperous community.
- Regular customer traffic driven by a solid mix of tenancies such as Peavey Mart, Dollarama, Giant Tiger, Bulk Barn, Pet Valu Sask Tel and Co-op.

Demographics | 10km Radius

				
Population	Number of Households	Median Age	Household Income	Quarterly Foot Traffic
19,053	8,035	53	\$102,238	381,182 <small>(Q1 2023)</small>

*Data from 2023 Environics Analytics.



Wheatland Mall

1150 Central Avenue North, Swift Current, SK

FOR LEASE

JoAnn Graham
Senior Manager, Leasing | Associate Broker
jgraham@salthillcapital.com | 306.343.3840

